




CRS IC 19th International e-Symposium
February 25 to 27, 2021

Navigation Guide



1. For best experience ensure that you are wearing headphones  with mic. Test your headphones and mic to make sure it is working and to set the volume levels.
2. Visit <https://2021.crsic.org>
3. Click on '**Start your experiences**' button
4. Enter your **Unique Code** being sent to you on your registered email id from admin@crsic.org and click on arrow sign to enter the virtual 3d environment
5. After entering the Lobby, click on the Arrow over **Information Desk** to get the following
 - a. **Agenda** (Program Schedule),
 - b. **e-Poster** Research Topics and
 - c. Event **Feedback** form
6. At any point in time you can click over the burger button  on the top-right corner to get **Main Menu** with all the navigation links
7. Return back to **Lobby** by clicking on Lobby link within Main Menu
8. The icon on the Top-Left with numbers indicates your **Engagement Score**. You may click on 'i' besides that number to know **how to score the points** for Engagement Score. *There is a daily reward for high engagement score.*

9. Animated fountain icon  indicates that the activity would add points to your Engagement Score
10. **Lobby:** Activities in the lobby
- Watch the video slide show of the Treasured moments of past CRSIC events
 - Click selfie with eminent speakers
 - Chat with other participants attending the symposium and make friends
 - Enter meeting room to have live video conversation with other delegates
11. **Selfie booth:** Click your selfie with eminent speakers from around the world and share it on your social media. Also collect points to engage in selfie clicking and sharing.
12. **Poster Hall:** Poster hall has total 66 Original Research Posters with presentation video by Presenting Author. On the Right-Hand-Side of poster there is a list of all the available research topics with the name of it's presenting author. Scroll through the list and click on the topic name to access the poster and presentation. Collect more points here by:
- View the presentation video
 - Click to **Like** the poster and presentation
 - Ask questions to the Presenting Author on chat
 - Have live video meeting with Presenting Author during 10am to 12pm and 3pm to 5pm
13. **Auditorium:** Attend all the live program and speaker sessions in the auditorium every day from 5pm to 9pm. Collect points by
- Attending live sessions
 - Asking relevant questions